

DATA SHEET BRUNVOLL MAR-EL AS

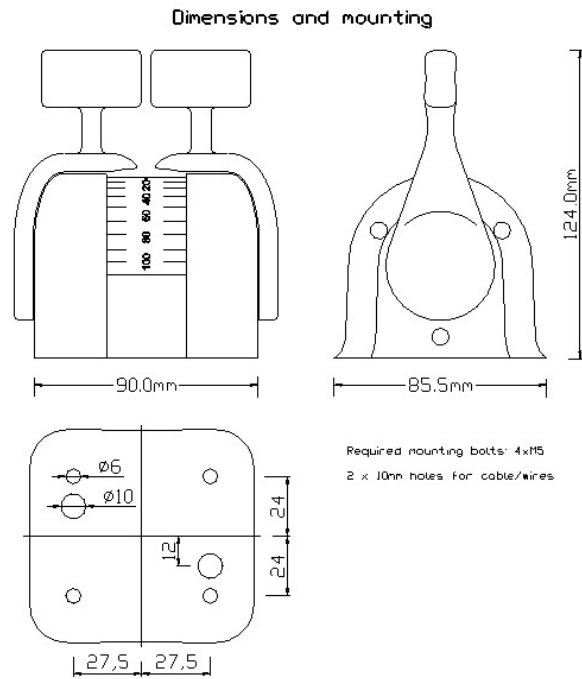


▪ **General description**

The command controller is designed for ship maneuvering primarily to give reliability and where handling functionality are important. This controller is supplied with plastic resistive potentiometer. Longitudinal or transverse handles motion, one or two handles, and 100% or ±100% handle range with mechanical center point. Built for maritime market. Suitable for engine control and propeller pitch control. Dimmable backlight scale.

Brunvoll Mar-El AS Storvegen 48, NO-3880 Dalen, Norway DT: +47 35 07 58 00 F: +47 35 07 58 01 E: mar-el@brunvoll.no W: brunvoll.no E No: 914 192 137 VAT B: DNB Bank ASA	Author	Product name:	Data sheet no.	Doc. Rev.	Page
	AAA	MCL2-HE	DS1008	D	1
	Date				
	9/30/20				

▪ Mechanical layout



▪ Technical specification

Measurement angle	±90°
Supply Voltage	5Vdc ±0.5VDC
Supply current	< 35mA
Linearity	±0.4%
Temperature Coefficient	<30ppm/°C in 5VDC
Output range (5VDC supply)	10-90% ±1% of Vsupply over measurement range
Input/Output Delay	<0.2ms
Load Resistance	10kΩ min. (resistive to GND)
Operating Temperature range 5V Supply	-40°C to 140°C
Life	20 million operations
Cable	0.8mm ² , 1.65mm OD (6 flying-leads)
Leads length	Aprox. 0,35mt

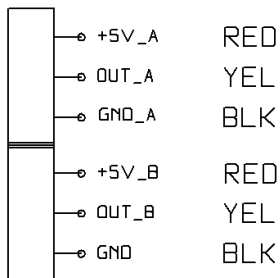
Brunvoll Mar-EI AS Storvegen 48, NO-3880 Dalen, Norway DT: +47 35 07 58 00 F: +47 35 07 58 01 E: mar-el@brunvoll.no W: brunvoll.no E No: 914 192 137 VAT B: DNB Bank ASA	Author	Product name:	Data sheet no.	Doc. Rev.	Page
	AAA	MCL2-HE	DS1008	D	2
	Date				
	9/30/20				

▪ Lever Mechanical Parameter

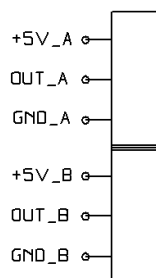
Mechanic angle	±80°
Side covers	Anodized aluminium
Lever arm	ABS Plast
Operation Temperature	-40° to+70°
Scale	Self-adhesive on acrylic tube
Life expencyancy	500.000 full operations
Sensor operation	Direct
Enclosure	IP56, IP22
Standard termination per lever	6 leads 0.8mm ² and 2 leads backlight 0.25mm ² .
Lever mount	Use 4 M5x15
Backlite w/ options	Integrated led for 24Vdc/ 12mA, 5Vdc/ 52mA, 3.3Vdc/ 50mA. Serial connection for 11mA

▪ Connections

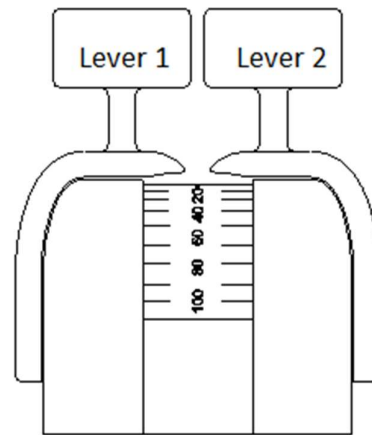
Lever 1



Lever 2



Backlight



▪ Detail user information






Protection from threats such as salt, mist, water, lubricants and virtually all chemicals.

▪ Ordering Information


Examples of standard versions of the MCL2-HE control lever. The pictures below show the visual differences. Specifications for the non-visual properties (d-e-f) are found in 'How to specify'.

Brunvoll Mar-EI AS Storvegen 48, NO-3880 Dalen, Norway DT: +47 35 07 58 00 F: +47 35 07 58 01 E: mar-el@brunvoll.no W: brunvoll.no E No: 914 192 137 VAT B: DNB Bank ASA	Author	Product name:	Data sheet no.	Doc. Rev.	Page
	AAA	MCL2-HE	DS1008	D	3
	Date				
	9/30/20				

Longitudinal motion

MCL2-HE-SLR-C-L0-e-f		MCL2-HE-SLR-C-L1-e-f			
<ul style="list-style-type: none"> • One handle • Right side • Fwd. curved • 0-100% 		<ul style="list-style-type: none"> • One handle • Right side • Fwd. curved • ±100% 			
MCL2-HE-DL-C-L0-e-f		MCL2-HE-DL-C-L1-e-f		MCL2-HE-DL-C-L2-e-f	
<ul style="list-style-type: none"> • Two handles • Fwd. curved • Both 0-100% 		<ul style="list-style-type: none"> • Two handles • Fwd. curved • Both ±100% 		<ul style="list-style-type: none"> • Two handles • Fwd. curved • 0-100% left • ±100% right 	

Transversal motion

MCL2-HE-STL-S-T0-e-f		MCL2-HE-DT-S-T0-e-f			
<ul style="list-style-type: none"> • One handle • Straight • Lower side • ±100% 		<ul style="list-style-type: none"> • Two handles • Straight • Both ±100% 			

How to specify

General: **MCL2-HE**-a-b-c-e-f. Example order code: **MCL2-HE-DL-CS-L2-2-0**.

<p>a: SLL - Single handle, Longitudinal, Left side. SLR - Single handle, Longitudinal, Right side. DL - Double handle, Longitudinal. STL - Single handle, Transversal, Lower side. STU - Single handle, Transversal, Upper side. DT - Double handle, Transversal.</p>	
<p>b: C - Curved handle (double: both). S - Straight handle (double: both). CS - Left/upper curved, Right/lower straight. SC - Left/upper straight, Right/lower curved.</p>	<p>e: 0 - 3,3VDC backlight. 1 - 5VDC backlight. 2 - 24VDC backlight. 3 - serial 11mA backlight.</p>
<p>c: L0 - Longitudinal scale 0-100. L1 - Longitudinal scale 100-0-100 (i.e. ±100). L2 - Longitudinal scale 0-100 left, 100-0-100 right. T0 - Transverse scale 100-0-100 (i.e. ±100).</p>	<p>f: 0 - Standard sealing (indoor use only). 1 - IP56 protection.</p>

Left/Right for longitudinal motion, Upper/Lower for transversal motion. Curved handle means forward curved for longitudinal motion and towards right for transverse motion. Mechanical center point at 0 when 100-0-100 scale. All scales white on black with red backlight.

Note: Left/Right is Lever 1/ Lever 2. Upper/Lower is Lever 1/ Lever 2

Brunvoll Mar-EI AS Storvegen 48, NO-3880 Dalen, Norway DT: +47 35 07 58 00 F: +47 35 07 58 01 E: mar-el@brunvoll.no W: brunvoll.no E No: 914 192 137 VAT B: DNB Bank ASA	Author	Product name:	Data sheet no.	Doc. Rev.	Page
	AAA	MCL2-HE	DS1008	D	4
	Date				
	9/30/20				