

# HS-100ST Accelerometer

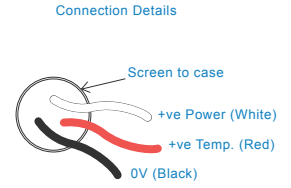
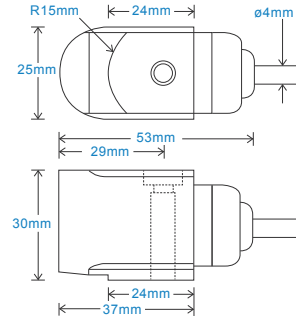
## AC acceleration and temperature output via Braided Cable

### Key Features

- Temperature output
- Side entry for easy access
- For use with data collector

### Industries

Building services, Pulp and Paper, Mining, Metals, Utilities, Automotive, Water, Pharmaceutical



### Technical Performance

Mounted Base Resonance	see 'How To Order' table (nominal)
Sensitivity	see: 'How To Order' table $\pm 10\%$ Nominal 80Hz at 22°C
Frequency Response	2Hz (120cpm) to 10kHz (600kcpm) $\pm 5\%$ 1.5Hz (90cpm) to 12kHz (720kcpm) $\pm 10\%$ 0.8Hz (48cpm) to 15kHz (900kcpm) $\pm 3dB$
Isolation	Base isolated
Range	see: 'How To Order' table
Temperature Output	10 mV/°C standard 100°C - Option 140°C
Transverse Sensitivity	Less than 5%

### Mechanical

Case Material	Stainless Steel
Sensing Element/Construction	PZT/Compression
Mounting Torque	8Nm
Mounting Bolt Provided	see: 'How To Order' table x 30mm long
Weight	185gms (nominal)
Maximum Cable Length	1000 metres
Standard Cable Length	5 metres
Screened Cable	Braided - length to be specified with order
Mounting Threads	see: 'How To Order' table

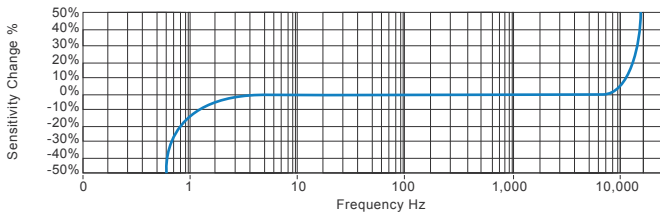
### Electrical

Electrical Noise	0.1mg max
Current Range	0.5mA to 8mA
Bias Voltage	10 - 12 Volts DC
Settling Time	2 seconds
Output Impedance	200 Ohms max.
Case Isolation	$>10^8$ Ohms at 500 Volts

### Environmental

Operating Temperature Range	-55 to 140°C
Sealing	IP65
Maximum Shock	5000g
EMC	EN61326-1:2013

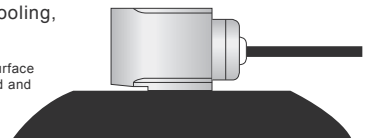
### Typical Frequency Response (at 100mV/g)



### Applications

Fans, Motors, Pumps, Compressors, Centrifuges, Conveyors, Air Handlers, Gearboxes, Rolls, Dryers, Presses, Cooling, VAC, Spindles, Machine Tooling, Process Equipment

Vibration sensor should be firmly fixed to a flat surface (spot face surface may be needed to be produced and cable anchored to sensor body.)



### How To Order

<b>Product Prefix</b> HS - Hansford Sensors	<b>Product Series</b> 100 - Industrial Vibration Sensor	<b>Cable Length (if integral cable)</b> QXX - length specified in metres													
<b>H</b>	<b>S</b>	<b>1</b>	<b>0</b>	<b>0</b>	<b>S</b>	<b>T</b>	<b>X</b>	<b>X</b>	<b>X</b>	<b>X</b>	<b>X</b>	<b>X</b>	<b>X</b>	<b>X</b>	<b>X</b>
<b>Extra Options (if required)</b> F - Filtered L - 316L Stainless Steel S - 90° Side Exit T - Temperature Output Y - 5% tolerance on sensitivity		<b>Sensitivity</b> 010 - 10mV/g 030 - 30mV/g 050 - 50mV/g 100 - 100mV/g 250 - 250mV/g 500 - 500mV/g		<b>Range</b> $\pm 800g$ $\pm 250g$ $\pm 160g$ $\pm 80g$ $\pm 32g$ $\pm 16g$		<b>Resonant Frequency</b> 27kHz (1,620kcpm) 25kHz (1,500kcpm) 23kHz (1,380kcpm) 21kHz (1,260kcpm) 19kHz (1,140kcpm) 17kHz (1,020kcpm)		<b>Cable/Connector</b> 01 - PUR 03 - Braided 07 - Silicon 15 - Flame Retardant 52 - 3 Pin MS 54 - M12		<b>Mounting Threads</b> 02 - ¼-28" UNF Male 06 - M6 x 1mm Male 08 - M8 x 1.25mm Male					



[www.hansfordsensors.com](http://www.hansfordsensors.com)  
[sales@hansfordsensors.com](mailto:sales@hansfordsensors.com)

We reserve the right to alter the specification of this product without prior notice  
TS043.6

